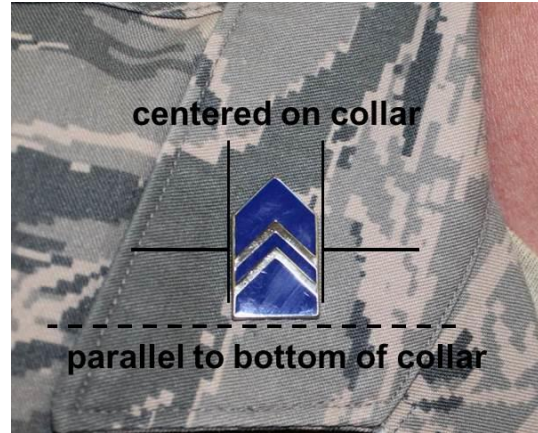


e. Rank Placement



Enlisted Rank Placement on Blue Shirt



Officer Rank Placement on ABUs



Enlisted Rank Placement on Service Coat

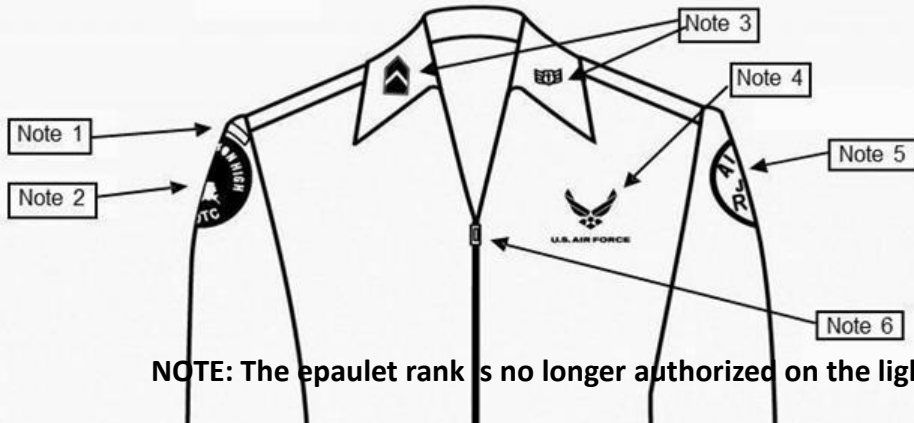


Officer Rank Placement on Service Coat

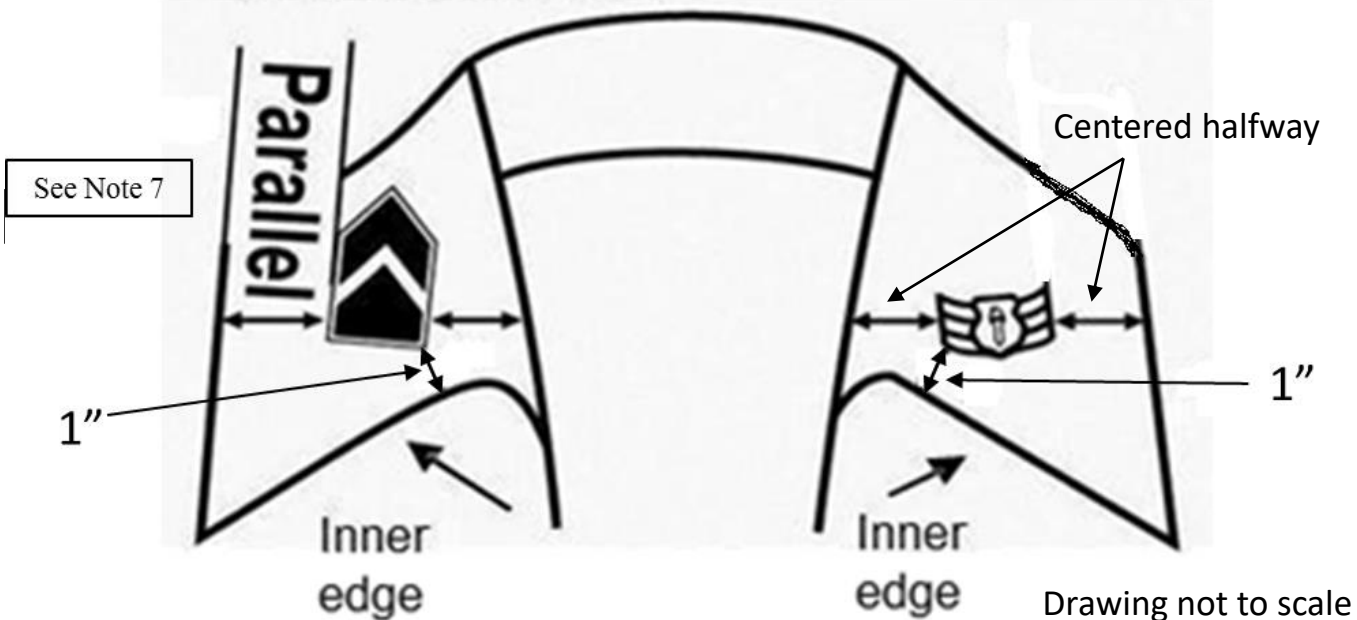


Rank Placement on Lightweight Jacket (officer and enlisted)

CADET LIGHT WEIGHT BLUE JACKET



NOTE: The epaulet rank is no longer authorized on the lightweight blue jacket.



1. Shoulder tabs are centered between unit patch and shoulder seam. If no patch, then 1 inch below shoulder seam.
2. Unit patch on right $\frac{1}{2}$ to 1 inch below shoulder seam and centered.
3. Grade insignia (officer and enlisted) will be worn on both lapels, mandatory. For placement see Note 7.
4. Optional item: center vertically between the shoulder seam and where the underarm side seam joins the armhole sleeve and center horizontally between the center zipper and the sleeve armhole seam.
5. AFJROTC Patch (white, Lamp of Knowledge), mandatory. Center $\frac{1}{2}$ to 1 inch below left shoulder seam
6. Jacket will be closed to at least the halfway point.
7. Center insignia horizontally on collar. Place 1 inch from bottom of collar and parallel to the outer edge of the collar.
8. Enlisted rank insignia **MUST** be worn on the blue shirt while wearing the light weight jacket.
9. **Ascots and shoulder cords will not be worn on this uniform.**