

FONTS 4 TEACHERS DELUXE

57 Best Selling Fonts-Just for Teachers!

With **ALL**
Spanish Characters:



**Create
your own
custom
handwriting
lessons**

Print font

D'Nealian

Cursive

Box/Block

Phonics

Sing Language

Decorative

Math

Seasonal



DOWNHILL PUBLISHING
www.fonts4teachers.com



Fonts4Teachers Deluxe™

From A to Z

Teachers' Best Fonts (First version sold as "FontA+stic")

Copyright © 2011 by DownHill Publishing LLC.

Fonts designed by Ramón Abajo.

All rights reserved. The software and the manual are owned by DownHill Publishing LLC and is protected by United States copyright laws and international treaty provisions. Therefore, you must treat the software like any other copyrighted material (e.g. a book or musical recording) EXCEPT that you may either (a) make a copy of the software solely for backup or archival purposes, or (b) transfer the software to a single hard disk (single user) or multiple hard disks (with purchase of a school site license).



ISBN 1-883903-12-2



DownHill Publishing LLC

80 Eighth Ave, Suite Mezzanine 2

New York, NY 10011

(800) 203-0612

info@downhillpublishing.com

www.downhillpublishing.com

www.fonts4teachers.com



The software and book are sold as they are, without warranty of any kind, either expressed or implied. While every precaution has been taken in the preparation of this book, the publisher and the author assume no responsibility for errors or omissions. Neither is any liability assumed for damages resulting from the use of the information or instructions contained herein. It is further stated that the publisher and author are not responsible for any damage or loss of your data or your equipment that results directly or indirectly from your use of this book and/or software.



Trademark Acknowledgments:

Apple, Macintosh and TrueType are registered trademarks of Apple Computer Inc., Windows 95, Windows 98, Windows NT and Windows XP are trademarks of Microsoft Corporation. Adobe Type Manager is a trademark of Adobe Systems Incorporated. Macromedia Fontographer and Macromedia FreeHand are trademarks of Macromedia Inc. D'Nealian is a trademark of Scott, Foresman & Co. The following thirty-one fonts displayed on this manual ("Abc Print" font family, "Abc Cursive" font family, "Abc DN Manuscript" font family, "Abc Math" font family, and "Abc Decorative" font family) are trademarks of DownHill Publishing LLC.

This software was designed using Macromedia Fontographer 4.1, 5.0, FontLab 5.0 and Macromedia FreeHand.

This book was written and designed using Macromedia FreeHand 8.0, Adobe Photoshop 5.0, QuarkXPress and Adobe Indesign CS2. Text was prepared in Nisus Writer .

The following computers were used: Macintosh Quadra 610, Power Mac 8500, Power Mac G3, Power Mac G4 and MacBook Air.

FONTS⁴ TEACHERS DELUXE



From A to Z

The Best Collection of Fonts for Teachers and Parents
Making it Fun and Easy to Teach Writing Skills to Kids

We Recognize The Infinite Power of Values

FOR IMMEDIATE RELEASE

PR Log (Press Release) - May 08, 2010-

We have donated the licensing of Fonts4Teachers to ICON Group International to develop e-books in Africa, Asia, and Latin America. The project was created by Professor Phillip M. Parker, INSEAD Chair Professor of Management Science, and the inventor of the "Smart Writing Machine", an amazing device that has allowed ICON GROUP to publish more than 200,000 textbooks. Professor Parker's "K to 12+2" project aims to create educational texts (available in both e-book and print) in all of the world's languages, especially for the less widespread ones, typically ignored by traditional publishers. Mr. Parker is presently involved in a number of multilingual rural educational projects around the world, funded in part by the Bill and Melinda Gates Foundation.

DownHill Publishing is committed to social responsibility

Downhill Publishing is committed to creating exceptional products to help change the way people across the world teach, learn, and communicate.



We are dedicated to providing innovative technologies and teaching resources. We are devoted to ensuring that our products, employees, sites, and suppliers follow the commitments we have made to socially responsible business practices. We have donated the licensing of Fonts4Teachers to ICON Group International.

Publishers using our *Fonts4Teachers* to create their books:

- Icon Group International
- Teach-nology, Inc.
- George Starks Inc.
- Weekly Reader Publishing / Catholic Heritage
- Parents Matter
- Mind-Builders
- e-z Write to Read
- Nifty Gems Educational Materials
- Froggie Went a Teachin'
- Froggie's Teachin' Nook and many more!

Table of Contents

Introduction

How to Use the Fonts. 5

Using Fonts4Teachers Deluxe in the Classroom6

Tip and ideas 7

Samples: Activity Sheets using Fonts4Teachers Deluxe11

System Requirements & Installation Instructions 13

Before You Install Fonts4Teachers15

System Requirements16

Font Characteristics16

Installation Instructions Mac OS17

Installation Instructions Windows.18

Font Display Section

Abc Print Family (6 manuscript fonts) 20

Abc DN Family (6 D'Nealian-style fonts) 22

Abc Cursive Family (6 fonts) 24

Abc Box/Block Family (8 fonts) 26

Abc Phonics Family (2 fonts) 30

Abc American Sign Language family (2 fonts) 31

Abc Math, Dominoes and Clocks Family (3 fonts) 32

Abc Decorative Family (6 fonts)..... 35

Abc Seasonal: Halloween Family (9 fonts) 37

Abc Seasonal: Thanksgiving Family (4 fonts) 39

Abc Seasonal: Christmas Family (5 fonts) 40

Special Characters41

Downhill Publishing License Agreement43

Quick Reference Guide44

ABOUT US

Fonts4 TEACHERS DELUXE



Downhill Publishing was conceived to provide with quality time-saving classroom tools. The founder, Ramón Abajo, has worked as a classroom teacher in Los Angeles County and has awards “Teacher of the Year” in 1990. He’s currently an instructional software designer.

Ramón experienced a need for uniform, easy-to- use computer software, which teachers could afford. He has assembled a team of colleagues who joined the considerable effort to make this vision a reality. We are very happy to share that not only teachers, but publishers around the world are using our *Fonts4Teachers* to create their educational materials.

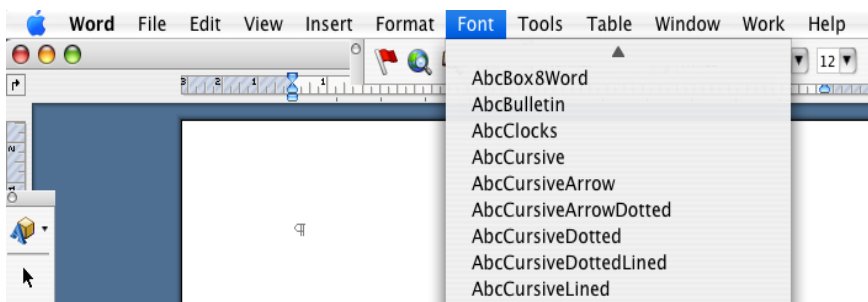


How to Use the Fonts

This CD ROM is not a computer program, but a set of 57 fonts which can be used with other applications available on your computer, such as word processing or graphics programs. Once installed, Fonts4Teachers Deluxe can be used on any of the popular printer (ink jet, laser, color). Simply access the fonts from the drop-down font menu, where they will be listed in alphabetical order among your previously existing fonts. For easy of use, all Fonts4Teachers Deluxe begin with “Abc” and will probably appear near the top of your font menu. Having them grouped together enables you to easily choose the one you need at a single glance. See Picture 1.

As with your other fonts, you can vary the sizes for appropriate display, using as many fonts in any document as you wish. You may find that larger sizes such as 36, 48 and up are easier to read.

For easy of use, all Fonts4Teachers Deluxe begin with “Abc” and will probably appear near the top of your font menu.







Using Fonts4Teachers Deluxe in the classroom

Congratulations! You have purchased Fonts4Teachers Deluxe, the best collection of teacher fonts available in one easy-to-use package!


Fonts4Teachers Deluxe brings 57 TrueType fonts and symbols to the classroom, library and home. These fonts are easy to install and use for both Windows and Mac users. They are scalable to all sizes, making them the perfect fonts to use when creating everything, from activity sheets to exciting bulletin board displays.

This collection of fonts first arose from the need of classroom teachers to efficiently reinforce correct writing forms for their K-3 students. After modeling lessons, worksheets generated with Fonts4Teachers Deluxe will enable beginning writers to trace and copy the lessons you have taught. Parents will appreciate the instructional assistance for homework. In addition, students can write their own stories or do homework on the computer, using appropriate fonts.

This set includes Manuscript, Cursive, and D'Nealian-style writing fonts, including special tracing, lined, and arrowed fonts for each. Also included are math fonts that can be used to create worksheets with sets and numbers; analog and digital clocks with times on the hour, half, quarter and minute; and addition, subtraction, multiplication, and division problems. Also included are Phonics fonts with special clip art, Decorative and Seasonal fonts for fliers, parent letters, and bulletin boards, and fonts displaying American Sign Language. Included with several font families (*Abc Print*, *Abc Cursive* and *Abc DN Manuscript*) are eight special characters to help students develop the motor skills needed to form letters correctly.



Tips and ideas

1. To make continuous lines use the slash key  instead of the space bar:

Type: (/) Slash (/) Slash (/) Slash (/) Slash (/) Slash

My name is Eva





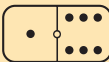

- If you hit the SPACE BAR instead of the slash (/):

My name is Eva

2. Picture fonts and capital letters.

REMEMBER: Type capital letters on the following fonts: *Abc Phonics*, *Abc American Sign Language*, and *Abc Domino* to access to the clip-art.

Capital letters

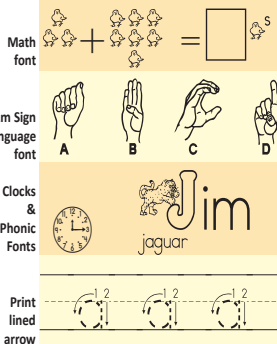
			
Phonic font			Phonic font
			
Am Sign Language font			Am Sign Language font
			
Domino Font			Domino Font

3. A large point size (40 points and up) is required when using some fonts:



130 points size

A



40 points size

Tips and ideas

4. Special characters. Look for the special characters to help students develop the motor skills needed to form letters correctly:

Included with several font families (*Abc Print*, *Abc Cursive* and *Abc DN Manuscript*) are eight special characters to help students develop the motor skills needed to form letters correctly.

Use the following keystrokes on everyone of the six family fonts to get the characters below:

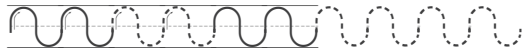
Type:



To get:



Get familiar with these keystrokes to put together something like this:




5. Foreign language characters. Fonts include foreign language characters to allow typing in Spanish. Refer to page 29 for accent keyboard strokes.

Á, É, Í..., á, é, í..., ¿?, ¡!, Ñ, ñ

6. Use a combination of fonts. Look for the exciting picture fonts such as *Abc Phonics*, *Abc Math* and *Abc American Sign Language* fonts. You can be very creative by typing a word using two different fonts.

 Elephant

Fonts: *Abc Phonics One* (only)

 Elephant

Fonts: *Abc Phonics One* and *Abc Print Dotted*

 Elephant

Fonts: *Abc Phonics One* and *Abc Headlines*

 Elëphânt

Fonts: *Abc Phonics One* and *Abc Alegria*

 lephant

Fonts: *Abc Phonics One* and *Abc Kids*

Tips and ideas

7. About Fonts display in Fonts Menu

Fonts4Teachers Deluxe contains fonts that are very complex, such as the ones with dots, arrows and lines. These fonts are difficult to read under the *Font menu*. (See picture 1).

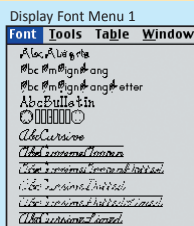
Your word processing program has several preferences. One of them refers to the *Display Fonts* under the *Font menu*. If you CHECK this option, the *Font menu* will show the font the way it is. (See picture 1). However, if you UNCHECK it, all of the fonts under this menu will be displayed in Helvetica style. (See picture 2).

Each word processing program has different ways of handling the *Fonts Display* in *Font menu*. Look for options such as *Preview Fonts in Menu* or *WYSIWYG* (What You See Is What You Get). To obtain assistance, check your manual or look under the *HELP* menu.

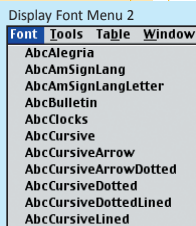
We are showing you how to handle the *Fonts Display* in *Font menu* using *Microsoft Word 98* under two different operating systems: Macintosh and Windows.

How to display fonts in Font Menu: (Macintosh. Microsoft Word)

1. Go to *-Tools- Preferences...* See Picture 3
2. Select *General* and Uncheck the box "WYSIWYG" (What You See Is What You Get)". See Picture 4



Picture 1



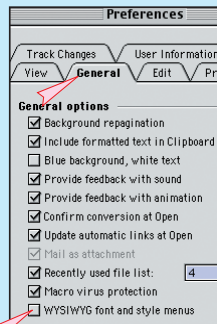
Picture 2

How to display fonts in Font Menu: (Windows-Microsoft Word)

1. Go to *Tools-Customize*. (See Picture 3 on next page).
2. Select the *Option* tab and uncheck the "List fonts names in their font" option

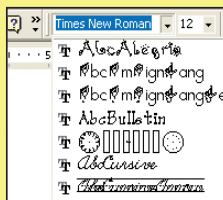


Picture 3

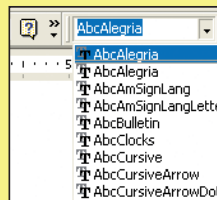


Picture 4

When you pull out the font menu now, you will be able to read the complex *Fonts4Teachers Deluxe* fonts very well. (See Picture 2)

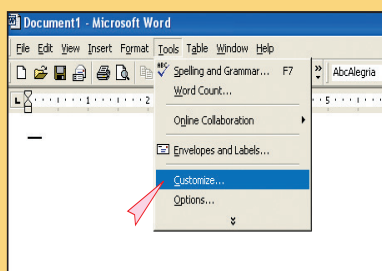


Picture 1

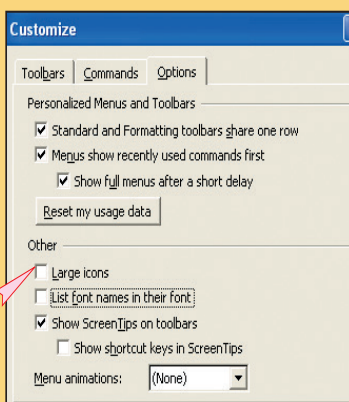


Picture 2

Tips and ideas



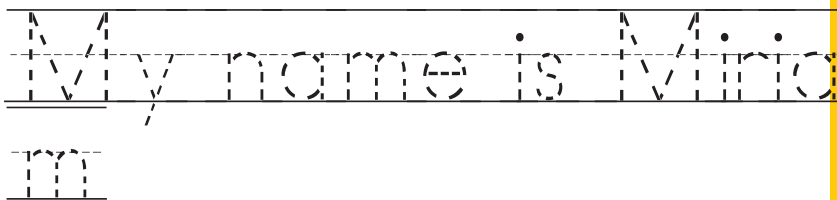
Picture 3



Picture 4

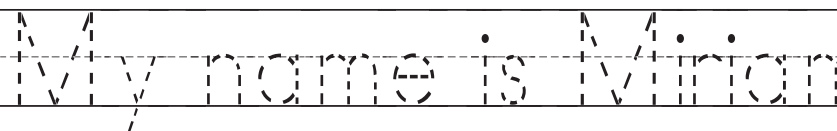
8. Change spacing between characters.

Sometimes you will find that when getting close to the end of the line, the word you are typing “jumps” into the next one. This specially happens when using fonts such as *Abc Print Dotted Lined*.



This happens because in order to get the three lines character () you have to hit the slash (/) instead of the SPACE bar. There are two ways to correct this problem:

1. HIGHLIGHT the whole line and then make the font a little bit smaller. In this case, instead of 79 points, we typed 75 points (inside the SIZE box) and then pressed Enter (or Return):
2. Change the spacing between characters by modifying the *Kerning* (check for the word *Kerning* under the HELP menu on your word processor application). This is a sample of how to do it in Microsoft Word:
 1. Select the text you want to change
 2. On the **Format** menu, click **Font**, and then click **Character Spacing** tab.
 3. Click **Expanded** or **Condensed** in the **Spacing** box, and then specify how much space in the **By** box.



With Fonts4Teachers Deluxe and ClipArt4teachers you can create hundreds of custom lessons including handwriting.

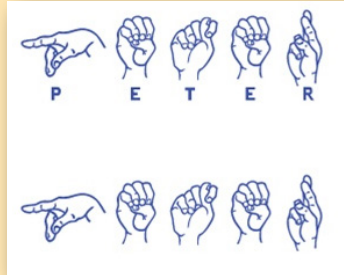
My name is _____.

I am ____ years old.

I live in _____.

I like to _____.

I love writing!



These two kids

Thanksgiving

Thanksgiving

Thanksgiving



Thanksgiving



$$3 + 3 = \square^S$$

$$3 + 3 + 3 = \square^S$$

$$1 + 3 + 3 = \square^S$$



FONTS⁴ TEACHERS DELUXE

System Requirements & Installation Instructions



Before You Install Fonts4Teachers Deluxe

This package is sold under two different license agreements: **Single User License** and **Unlimited School Site License**.

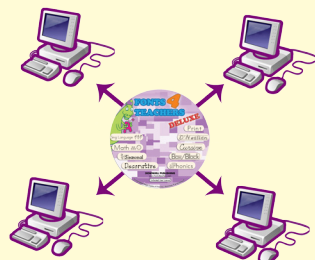
A SINGLE USER LICENSE

As a single user, you may install the enclosed software on a single computer at school and/or on a computer at home. You may NOT network the SOFTWARE or otherwise use it on more than one computer at the same time.



B UNLIMITED SCHOOL SITE LICENSE

This license allows installation of the enclosed software on all computers at school as well as on all home computers of teachers and faculty. You may network the SOFTWARE or use it on more than one computer at the same time.



If you are licensed as a Single User, please honor your **Fonts4Teachers Deluxe** legal commitment by using the software on one computer at school and one computer at home only.

If you are enthusiastic about Fonts4Teachers Deluxe, share the excitement but don't just pass the software on to a friend. If your school considers **Fonts4Teachers Deluxe** to be a benefit, an Unlimited School Site License will enable all school staff to use these fonts (at school and at home).

System Requirements

WINDOWS

System Requirements

- Personal PC computer.
- Microsoft Windows XP - Windows 10

A CD-ROM player.

- Virtually any printer supported by Windows

MACINTOSH

System Requirements

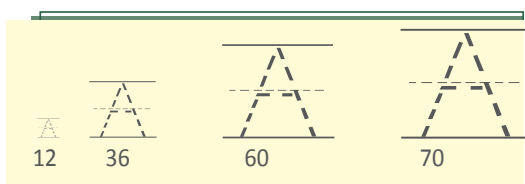
- Macintosh computer.
- Mac OS 9 - Mac OS X
- A CD-ROM player.

Printers

- Virtually any printer supported by Apple.

Font Characteristics

1. The **Fonts4Teachers Deluxe** CD-ROM contains 31 TrueType fonts scalable to all sizes.



2. Fonts are Windows XP and Mac OS compatible.



3. Fonts are designed with the ability to print lines, dots, arrows or a combination of all three as well as special characters to help learners with motor skill mastery.



4. Fonts include foreign language characters to allow typing in Spanish: **Á, É, Í, Ñ, ¿, ñ**

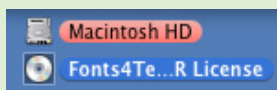
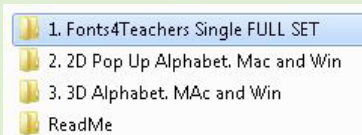
Installation Instructions: MAC

Add Fonts4teachers on Mac OS (all operating systems)

1. Quit all open applications. Insert the **Fonts4Teachers Deluxe CD-ROM** disk into your Windows

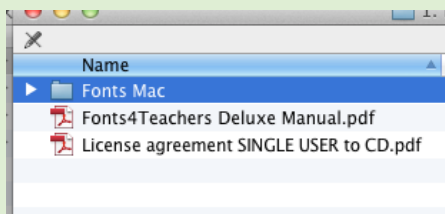
2. Double-click on the **Fonts4Teachers Deluxe Disk** icon.

3. Double-click on the **Fonts4Teachers Deluxe folder**.

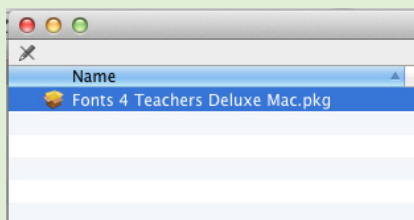


Double-click on the **Fonts4Teachers CD** icon to open it up.

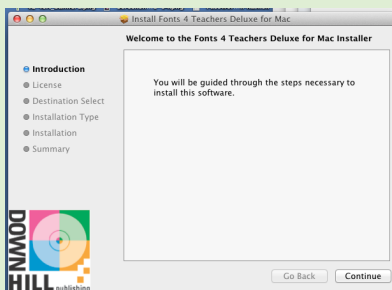
4. Double-click on the **Fonts Mac** folder.



5. Double-click on the **Fonts Mac** folder.



6. Follow installation instructions.

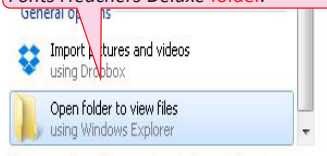


Installation Instructions WINDOWS

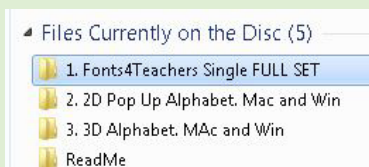
Add fonts in Windows (all operating systems)

1. Quit all open applications. Insert the **Fonts4Teachers Deluxe CD-ROM** disk into your Windows Computer.
2. Double-click on the **Open folder to view files**.

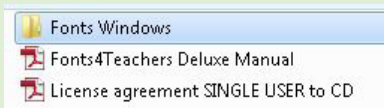
1(a) Double-click on the **Fonts4Teachers Deluxe** folder.



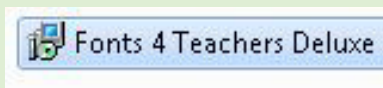
3. Double-click on the **1.Fonts4teachers pen folder**.



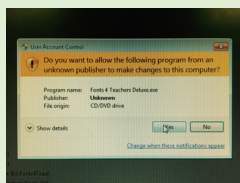
4. Double-click on the **FontsWindows**



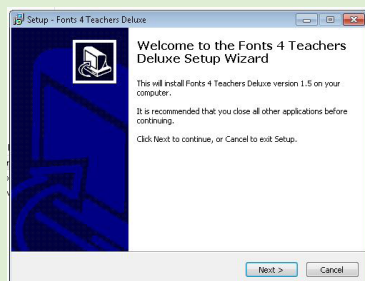
5. Double-click on the **Fonts4Teachers Deluxe**



6. Disregard this message. **CLICK "YES"**




7. Follow Instructions. **"NEXT"**



FONTS⁴ TEACHERS DELUXE

Fonts Display



1. Manuscript/Print Family (6 fonts)



1. Abc Print



A B C D E F G H I J K L M N
Ñ O P Q R S T U V W X Y Z
a b c d e f g h i j k l m n ñ o p q r s t u v w x y z

Beginning readers will love this font.

2. Abc Print Dotted



A B C D E F G H I J K L M N
Ñ O P Q R S T U V W X Y Z
a b c d e f g h i j k l m n ñ o p q r s t u v w x y z

Tracing letters builds confidence for the beginning writer

3. Abc Print Dotted Lined



A B C D E F G H I J K L M N
Ñ O P Q R S T U V W X Y Z
a b c d e f g h i j k l m n ñ o p q r s t u v w x y z

Gain greater accuracy by tracing letters in a lined context

4. Abc Print Lined

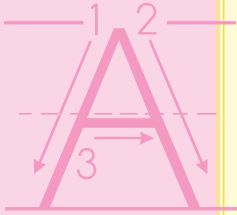


A B C D E F G H I J K L M N
Ñ O P Q R S T U V W X Y Z
a b c d e f g h i j k l m n ñ o p q r s t u v w x y z

This font guides the beginning writer.



5. Abc Print Arrow

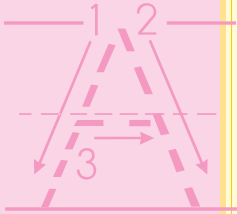


A B C D E F G H I J K L M N
Ń O P Q R S T U V W X Y Z

a b c d e f g h i j k l m n ñ o p q r s t u v w x y z

Reinforce proper letter formation with guide Arrows.

6. Abc Print Arrow Dotted



A B C D E F G H I J K L M N
Ń O P Q R S T U V W X Y Z

a b c d e f g h i j k l m n ñ o p q r s t u v w x y z

Guide letter formation with arrows and numbers.

How to Make Continuous Lines

See on the right side how to make continuous lines between words.

For example, to type: B stands for baby, type: /B/stands/
for/baby/

Motor Skill Development

There are several unique characters in every handwriting font that are designed to help students develop the motor skills needed for mastery of handwriting. Use the following

Type: { =

Type: } =

Type: | =

Type: [=

Type:] =

Type: < =

Type: > =

Type: <> =

Type: \ =

To make continuous lines

use the slash key



(instead of the space bar)

2. D'Nealian-style Family* (6 Fonts)

The Abc DN Manuscript™ font family is a D'Nealian-style™ font which helps students transition from Manuscript to cursive writing.



1. Abc DN Manuscript



ABCDEFGHIJKLMNOPQRSTUVWXYZ
 ÑOPQRSTUVWXYZ

abcdefghijklmnopqrstuvwxyz

Beginning readers will love the "Abc DN Manuscript" font.

2. Abc DN Manus Dotted



ABCDEFGHIJKLMNOPQRSTUVWXYZ
 ÑOPQRSTUVWXYZ

abcdefghijklmnopqrstuvwxyz

Tracing letters builds confidence for the beginning writer.

3. Abc DN Manus Dotted Lined



ABCDEFGHIJKLMNOPQRSTUVWXYZ
 ÑOPQRSTUVWXYZ

abcdefghijklmnopqrstuvwxyz

Gain greater accuracy by tracing letters in a lined context

4. Abc DN Manus Lined



ABCDEFGHIJKLMNOPQRSTUVWXYZ
 ÑOPQRSTUVWXYZ

abcdefghijklmnopqrstuvwxyz

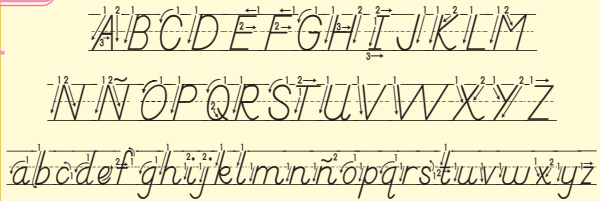
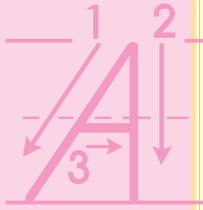
This font guides the beginning D'Nealian-Style writer*

* D'Nealian™ is registered trademark of Scott, Foresman & Co.



"AbcDNManuscript™" font family is a trademark of DownHill Publishing-Fonts4Teachers Deluxe®.



5. Abc DN Manus Arrow



6. Abc DN Manus Arrow Dotted



How to Make Continuous Lines

See on the right side how to make continuous lines between words.


For example, to type: B stands for baby type: B/stands/for/baby/

Motor Skill Development

There are several unique characters in every handwriting font that are designed to help students develop the motor skills needed for mastery of handwriting. Use the following keystrokes on each of the six *Abc DN Manuscript* family fonts to access these characters:

Type: {	=	
Type: }	=	
Type:	=	
Type: [=	
Type:]	=	
Type: <	=	
Type: >	=	
Type: < >	=	
Type: \	=	

To make continuous lines



use the slash key



(instead of the space bar)

3. Cursive Family (6 Fonts)



1. Abc Cursive



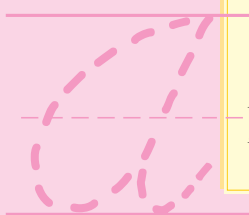
ABCDEFGHIJKLMNOPQRSTUVWXYZ
abcdefghijklmnopqrstuvwxyz
Use this font as students begin cursive writing.

2. Abc Cursive Dotted



ABCDEFGHIJKLMNOPQRSTUVWXYZ
abcdefghijklmnopqrstuvwxyz
Tracing letters builds confidence for beginners.

3. Abc Cursive Dotted Lined



ABCDEFGHIJKLMNOPQRSTUVWXYZ
abcdefghijklmnopqrstuvwxyz


4. Abc Cursive Lined



ABCDEFGHIJKLMNOPQRSTUVWXYZ
abcdefghijklmnopqrstuvwxyz
This font guides the beginning cursive writer.




5. Abc Cursive Arrow



A B C D E F G H I J K L M N
O P Q R S T U V W X Y Z

abcdefghijklmnopqrstuvwxyz
Use this font to reinforce proper letter formation.

6. Abc Cursive Arrow Dotted



A B C D E F G H I J K L M N
O P Q R S T U V W X Y Z


abcdefghijklmnopqrstuvwxyz

How to Make Continuous Lines

See on the right side how to make continuous lines between words.

For example, to type: *B stands for baby* type: */B/stands/for/baby/*

To make continuous lines



Motor Skill Development

There are several unique characters in every handwriting font that are designed to help students develop the motor skills needed for mastery of handwriting. Use the following keystrokes on each of the six *Abc Cursive* family fonts to access these characters:

Type: {	=	
Type: }	=	
Type:	=	
Type: [=	
Type:]	=	
Type: <	=	
Type: >	=	
Type: < >	=	
Type: \	=	

use the slash key



(instead of the space bar)

4. Box/Block Family (8 Fonts)



1. AbcBox01Print



ABCDEFGHIJKLM
ÑOPQRSTUVWXYZ

abcdefghijklmnñopqrstuvwxyz

2. AbcBox02Dotted



ABCDEFGHIJKLM
ÑOPQRSTUVWXYZ

abcdefghijklmnñopqrstuvwxyz

3. AbcBox3LetterSolid



ABCDEFGHIJKLM
NOPQRSTUVWXYZ

abcdefghijklmnopqrstuvwxyz

4. AbcBox4LetterDotted

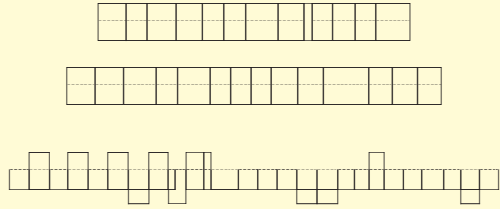



ABCDEFGHIJKLM
NOPQRSTUVWXYZ

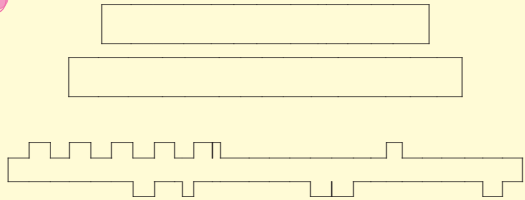

abcdefghijklmnopqrstuvwxyz





5. AbcBox5Lines





6. AbcBox6WordShape



7. AbcBox7WordLines



8. AbcBox8Word



See the next page "How to use Box fonts"

How to use Box Fonts

A. All fonts starts by “AbcBox“, they can be grouped together on your Menu.

B. The suffix <<0>> means the AbcFontBox has no boxes (yet). Why? We need to make 2 of this non-boxes fonts to properly align the spacing with the other ones because you need this when you copy-paste. Example:

1. I type:

<<AbcBox01Print>>:

This is box font

2. I paste it here and after highlighting the sentence, I go to the Font Menu and change the font for <<AbcBox02Dotted>> (See that the this 2nd font is perfectly aligned with the first one):

This is box font

3. I do the same, but this time I choose the font <<AbcBox3LetterSolid>>. (See that the new font is perfectly aligned with the first one):

This is box font

4. The suffix “01“, “02” to “8” stands for the increasing difficulty of the writing skill.

This way, the first font “AbcBox01Print“

This is box font

This way the last font “AbcBox4LetterDotted“

This is box font

This way the last font “AbcBox8Word“

This is box font

Choose any one of these four fonts and start typing.

1.AbcBox01Print:

I am typing

2.AbcBox02Dotted:

I am typing

3.AbcBox3LetterSolid:

I am typing

4.AbcBox4LetterDotted:

I am typing

If your choose any one of the other four fonts is hard to see what is your type, because these fonts do not display letters, only boxes:

5.AbcBox5Lines:

I am typing

6.AbcBox6WordSaphe:

I am typing

7.AbcBox7WordLines:

I am typing

8.AbcBox8Word:

I am typing

So it is convenient to choose any one of the fonts 0-4, and after you type, paste-change Font (5-8) on the font menu:

Type AbcBox02Dotted:

Practice

Copy-Paste-Change to font AbcBox5Lines:

I am typing

Copy-Paste-Change to font AbcBox8Word:

I am typing

When you type (or copy-paste) Box fonts 6, 7 and 8 (AbcBox6WordShape, AbcBox7WordLines and AbcBox8Word) you HAVE to "CLOSE" the boxes. Look what happens here using the same sample:

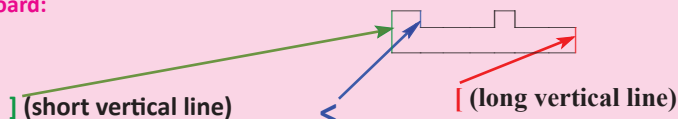
Type AbcBox02Dotted:

Practice

When I Copy-Paste font 6 (AbcBox6WordShape), the BOX is left ALWAYS OPEN:

I am typing

To close this box, I have to use the following characters on the keyboard:



You can also type long Word-Boxes (without copy-paste-change font).

Play with the following characters and you will see how easy it is: {} \{ \} < > |



5. Phonics Family (2 Fonts)



1. Abc Phonics One



Use this clip-art font to create phonics and reading activity sheets, flash cards, and bulletin boards. Capital letters are clip art. Lowercase letters print regular *Abc Print* font.

2. Abc Phonics Two



This font contains clip art only—perfect for games, bulletin boards and phonics lessons. Capital letters are clip art. Lowercase letters print regular *Abc Print* font.

English and Spanish prompts are matched!

A:airplane/avión; B:baby/bebé; C:car/carro; D:dinosaur/dinosaurio;
E:elephant/elefante; F:fountain/fuente; G:gorilla/gorila; H:hippo/hipopótamo;
I:igloo/iglú; J:jaguar/jaguar; K:koala/koala; L:lion/león; M:mom/mamá;
N:nest/nido; Ñ:ñú; O:opera/opera; P:penguin/pingüino; Q:quintet/quinteto;
R:robot/robot; S:sun/sol; T:tortoise/tortuga; U:unicorn/unicornio;
V:viking/vikingo; W:waterpolo/waterpolo; X:xylophone/xilófono; Y:yoyo/yoyo;
Z:zoo/zoo.

Type capital letters to access phonics clip art:

Example:



Phonics One font

Lion
León


Phonics Two font

aby
ebé

6. American Sign Language Family (2 Fonts)

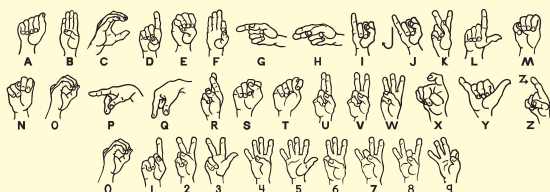


1. Abc Am Sign Lang (American Sign Language)*



This font shows the hand/finger signs only. Type capital letters for clip art. Typing lowercase letters creates regular *Abc Print* font.

2. Abc Am Sign Lang Letter (American Sign Language with letters)*



This font is similar to the *Abc Am Sign Lang* except that when typing capital letters the letter associated with its finger sign is printed underneath. Typing lowercase letters creates regular *Abc Print* font.

Type capital letters to access sign language clip art:

Example:



* The American Sign Language is a complex combination of finger signs, hands and body language movements. These two fonts only represent the alphabet and the numbers.

7. Math Family (3 Fonts)



1. Abc Math

Create uniform and exciting addition and subtraction exercises for primary students using these picture sets and symbols. GO LEFT TO RIGHT on your keyboard to increase the value of the five picture groups: chicks, bears, lady bugs, and ice cream cones and suns. Type on each row of the keyboard to access different pieces of clip art and symbols (shift keys as necessary).



	○	①	#	\$	%	½	¼	⅓	⊕	⊖	+	+
Type:	@	#	\$	%	^	&	*	()	-	+	
Type:	1	2	3	4	5	6	7	8	9	0	-	=
	1	2	3	4	5	6	7	8	9	0	-	=



chicks

bears

	Q	W	E	R	T	Y	U	I	O	P	{
	q	w	e	r	t	y	u	i	o	p	[



lady bugs

cones

	A	S	D	F	G	H	J	K	L	:	"
	a	s	d	f	g	h	j	k	l	;	'



suns

	ZX	C	V	B	N	M	<	>	?	
	z	x	c	v	b	n	m	,	.	/

Create uniform and exciting addition and subtraction exercises for primary students.

Examples:

E	+	T	=	{	➤	🐣 + 🐣 = 🐣			
tab		3	4	return	➤	234			
tab	+	N	3	N	1	N	4	N	<u>+314</u>

Note: It is a good idea to set up the tabs before you start playing with this Math font



2. Abc Clocks

Create clock-practice activity sheets with both analog and digital readouts with this font. There are four different picture clocks – three analog (spherical) and one digital (rectangular).



Type:



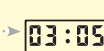
Type:



Type:



Type:



Analog Clocks

You can create clocks that shows time on the hour, half hour, quarter-hour, and in 5-minute intervals. GO LEFT TO RIGHT on your "Q" keyboard row to increase the time value.

Minute-hand Adjustments



Type: ➤ **AQ AW AE AR AT AY AU AI AO AP A{ A}**

Hour-hand Adjustments



Type: ➤ **Aq Aw Ae Ar At Ay Au Ai Ao Ap A[A]**

Combining Hour and Minute Hands

To create clock faces with hour and minute hand, you must type 3 keystrokes. Here are examples showing times in the three o'clock hour.



Type: ➤ **Ae} AeQ AeW AeE AeR AeT AeY AeU AeI AeO AeP Ae{**

Digital Clocks

You can create clocks that shows time on the hour, half hour, quarter-hour, and in 5-minute intervals, and to the minute on digital clock displays. You can choose from two different kinds of numbers:

Digital : 1234567890

Regular: 1234567890
(Shifting the numbers keys)

Samples:

Type:



Type:

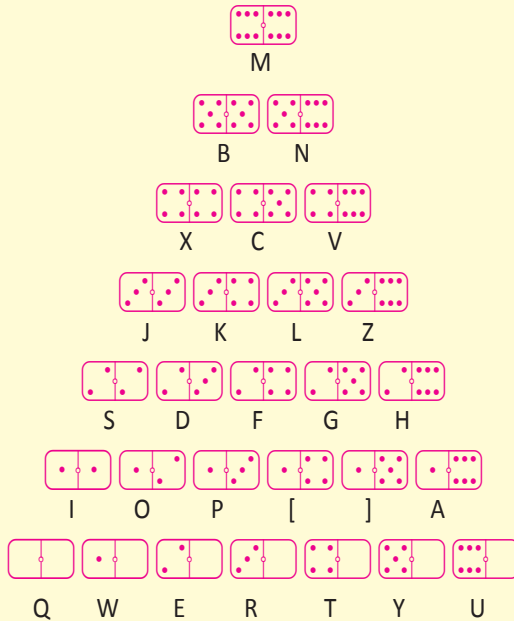
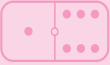


Important: Be patient. You have to become familiar with this font. Some characters have a "zero space value", which means that the cursor doesn't move to the next space when you type (for example: minute and hour hands and picture clocks). Use the "tab" key to align clocks one under another.



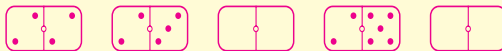
3. Abc Domino

Use domino games to reinforce math concepts and to help develop critical thinking skills. Type the capital letters under each domino to access the domino clip art. GO LEFT TO RIGHT on your keyboard to increase the values of these dominoes.



Example:

Fill in the blank dominoes to follow the pattern:



Circle the dominoes that don't match the following pattern:



8. Decorative Family (6 Fonts)



1. Abc Bulletin



ABCDEFGHIJKLMNOPQRSTUVWXYZ
 NÑOPQRSTUVWXYZ
 abcdefghijklmnnñopqrstuvwxyz
 This font is perfect for eye-catching fliers!

2. Abc Headlines



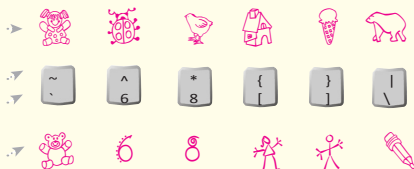
ABCDEFGHIJKLMNOPQRSTUVWXYZ
 NÑOPQRSTUVWXYZ
 abcdefghijklmnnñopqrstuvwxyz
 Headlines stand out in this font.
 Great to color in, too!

3. Abc Alegria



ABCDEFGHIJKLMNOPQRSTUVWXYZ
 N.,@PQRS,TUVWXYZ
 @bcde,fghijKlmn- opqrstuvwxyz!
 Have fun with this crazy font!

*NOTE: Look for the following clip art on each one of these three fonts by typing these special keys:





4. Abc Faces

An expressive face for every occasion. Use on fliers, activity pages, newsletters and bulletin boards. Capital letters are "happy faces", and lowercase letters are "sad faces".



5. Abc Teacher



ABCDEFGHIJKLMNOPQRSTUVWXYZ

abcdefghijklmnopqrstuvwxyz

Great for activity sheets, personal notes, and parent letters.

6. Abc Kids

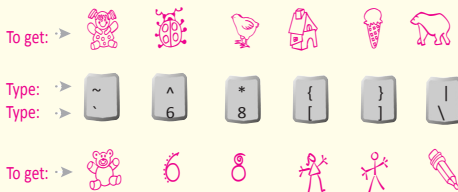


ABCDEFGHIJKLMNOPQRSTUVWXYZ

abcdefghijklmnopqrstuvwxyz

Kids will love to use this font! It is GREAT!

*NOTE: Look for the following clip art on each one of these three fonts by typing these special keys:



9. Seasonal: Halloween Family (9 Fonts)



1. AbcHallowBlurry



ABCDEFGHIJKLMNOPQRSTUVWXYZ
abcdefghijklmnopqrstuvwxyz

2. AbcHallowBonesLC



ABCDEFGHIJKLMNOPQRSTUVWXYZ
abcdefghijklmnopqrstuvwxyz

3. AbcHallowColorMe



ABCDEFGHIJKLMNOPQRSTUVWXYZ
abcdefghijklmnopqrstuvwxyz

4. AbcHallowGlass



ABCDEFGHIJKLMNOPQRSTUVWXYZ
abcdefghijklmnopqrstuvwxyz



5. AbcHallowGradientBones



ABCDEFGHIJKLMNOPQRSTUVWXYZ
abcdefghijklmnopqrstuvwxyz

6. AbcHallowPumpkins



ABCDEFGHIJKLMNOPQRSTUVWXYZ
abcdefghijklmnopqrstuvwxyz

7. AbcHallowSkeleton



ABCDEFGHIJKLMNOPQRSTUVWXYZ
abcdefghijklmnopqrstuvwxyz

8. AbcHallowThunder



ABCDEFGHIJKLMNOPQRSTUVWXYZ
abcdefghijklmnopqrstuvwxyz

9. AbcHallowXRay




ABCDEFGHIJKLMNOPQRSTUVWXYZ
abcdefghijklmnopqrstuvwxyz

10. Seasonal: Thanksgiving Family (4 Fonts)



1. AbcThanksgivingColorMe



A B C D E F G H I
a b c d e f g h i j k l m n o p q r s t u v w x y z

2. AbcThanksgivingFunClipArt




A B C D E F G H I J K L M N O P Q R S T U V W X Y Z
a b c d e f g h i j k l m n o p q r s t u v w x y z

3. AbcThanksgivingMayFlower



A B C D E F G H I J K L M N O P
a b c d e f g h i j k l m n o p q r s t u v

4. AbcThanksgivingFunClip



A B C D E F G H I J K L
a b c d e f g h i j k l m n o p q r s t u v w x y z

11. Seasonal: Christmas Family (5 Fonts)



1. AbcChristmasSanta



A B C D E F G H I J K L M N
a b c d e f g h i j k l m n

2. AbcChristmasClassic



A B C D E F G H I J K L M N O P Q R S
a b c d e f g h i j k l m n o p q r s

3. AbcChristmasToyTrain



A B C D E F G H I J
a b c d e f g h i j k l m n o p q r s t u v

4. AbcChristmasLights



A B C D E F G H I J K L M N O P Q R S
a b c d e f g h i j k l m n o p q r s

5. AbcChristmasWreath



A B C D E F G H I J K L M
a b c d e f g h i j k l m

Special Characters



Macintosh Characters:

Hold down the Shift (S) or Option (O) key as you type the next character:

á	(type: Option-e, a)	Á	(type: Option-e, Shift-A)
é	(type: Option-e, e)	É	(type: Option-e, Shift-E)
í	(type: Option-e, i)	Í	(type: Option-e, Shift-I)
ó	(type: Option-e, o)	Ó	(type: Option-e, Shift-O)
ú	(type: Option-e, u)	Ú	(type: Option-e, Shift-U)
ü	(type: Option-u, Shift-u)	Ü	(type: Option-u, Shift-U)
ñ	(type: Option-n, n)	Ñ	(type: Option-n, Shift-N)
¿	(type: Option-Shift, ?)	i	(type: Option-I)
ç	(type: Option-c)	Ç	(type: Option-Shift-C)

(To type â, ã, ä, å ... etc., look at your word processing manual).

Windows Characters:

á	(type: Alt-0225)	Á	(type: Alt-0193)
é	(type: Alt-0233)	É	(type: Alt-0201)
í	(type: Alt-0237)	Í	(type: Alt-0205)
ó	(type: Alt-0243)	Ó	(type: Alt-0211)
ú	(type: Alt-0250)	Ú	(type: Alt-0218)
ü	(type: Alt-0252)	Ü	(type: Alt-0220)
ñ	(type: Alt-0241)	Ñ	(type: Alt-0209)
¿	(type: Alt-0191)	i	(type: Alt-0161)
ç	(type: Alt-0231)	Ç	(type: Alt-0199)

(To type â, ã, ä, å, ...etc., look at your word processing manual).

Motor Skills and Clip Art Characters (Mac and Windows)

Motor Skills Characters can be accessed in the *Abc Print*, *Abc Cursive* & *Abc DN Manuscript* families by typing these keys:

{{...etc. }}...etc [[...etc.]]...etc ||...etc <<...etc >>...etc <>...etc

To achieve the continuous lines , type the slash : // ...etc.

The following clip art is available in *Abc Kids*, *Abc Teacher*, *Abc Headlines*, *Abc Alegria*, *Abc Bulletin*, *Abc Phonics One* and *Abc Phonics Two* using these keys:

To get this:



Type:



Acknowledgments

This software and book would not have been possible without the efforts of many people. First among them is Laura Fente for providing tremendous input and support; Kay Wolff for her thoughtful comments; Susan Thornhill, Giles Entwisle and David Spence for reviewing the writing; Francis López, Ares Torres, J. Ramón Montero, Sonso M. Valero, Carmen López, Mariano Zaro, Javier Arroyo, Ana García, Julia Florez, Ute E. and Arthur Castillo for their many ideas; Nacho M. Valero for enthusiastically working on this project; Enrique Cuesta for his great effort up and down the hill; Millard Nobumoto for the technical support; Tony Clime and Kathy Kronomayer for the times working together by the Desert; Mayra Eingberg from MyLine Graphics for the great last minute jobs; Jano Aparicio and Elisa for your printing support; Anselma Herrero and Sylvia Wagensberg, unconditional friends at Venice High School; José Eugenio, Carlos and Eduardo for the many hours we spent together baking the future, and José and Pilar for giving us all they have. And last, but not least, all the folks at Macromedia, Adobe, Nisus, Quark, Microsoft, IBM and Apple for providing product information, assistance and of course, really good products.

My sincere gratitude also to:

Roosevelt Elementary School and Title VII in Indio, CA; Venice High School in Los Angeles, CA.

Fonts Art Designers: Ramón Abajo, Jesús “Max” and Arnel Kemp.

Illustrations and layout design: Jaime Martín & Isa Márquez.

E-mail: JMARTIN_ESTUDIO@telefonica.net

Photography:

Photo Enrique- Aranda de Duero

Eduardo Abajo- Burgos

Manuel Fernández Renau /Medium. E-mail: medium@jazzfree.com

Jasper JohalPhoto + Design, Los Angeles, CA. © 2000. All rights reserved.
www.jasper-art.com

Models/Kids: Ana Entwisle, Teryn Thrasher, Francisco Abajo, Eva Abajo, Ana Abajo and Francisco Abajo.

*D’Nealian is a trademark of Scott, Foresman & Co. “Abc DN Manuscript” font family ,is a trademark of DownHill Publishing LLC

DownHill License Agreement

This is a legal agreement between you, the end user, and DownHill Publishing LLC. Be sure to read the following agreement before using the software. BY OPENING THE SEAL AND USING THE SOFTWARE YOU ARE AGREEING TO BE BOUND BY THE TERMS OF THIS AGREEMENT. If you do not agree to the terms of this agreement, return the entire package to DownHill Publishing for a full refund.

DownHill Publishing Software License

1. **GRANT OF LICENSE** According to the version which you have purchased, DownHill Publishing LLC grants you the right to the use of:
 - A. **SINGLE USER** version: one copy of the enclosed software on a single computer at school and on a computer at home. You may NOT network the SOFTWARE or otherwise use it on more than one computer at the same time.
 - B. **UNLIMITED SCHOOL SITE LICENSE** version: one copy of the enclosed software on all computers at a single school as well as faculty's home computers. You may network the SOFTWARE or use it on more than one computer at the same time.
2. **COPYRIGHT.** The SOFTWARE is owned by DownHill Publishing LLC, and it is protected by United States copyright laws.
3. **OTHER RESTRICTIONS:** You may not rent or lease the SOFTWARE. You may not modify, adapt, or translate the SOFTWARE.

Disclaimer of warranty and limited warranty

Limited warranty on product disks. To the original buyer only, DownHill LLC warrants the disk or disks on which this SOFTWARE is recorded to be free of defects in materials and workmanship under normal use. You may obtain a replacement disk by returning the original disk to:

Downhill Fonts, 36 Clover St. Newark NJ 07105, United States of America.

THE SOFTWARE AND ACCOMPANYING WRITTEN MATERIALS (INCLUDING INSTRUCTIONS FOR USE) ARE PROVIDED "AS IS" WITHOUT WARRANTY OF ANY KIND. Even though DownHill Publishing has tested the software and User's Guide and reviewed their contents, DOWNHILL PUBLISHING AND ITS DISTRIBUTORS AND DEALERS MAKE NO WARRANTIES WITH RESPECT TO THE FITNESS FOR A PARTICULAR PURPOSE. THE ENTIRE RISK AS TO THE RESULTS AND PERFORMANCE OF THE SOFTWARE IS ASSUMED BY YOU. Should either the software or User's guide or both proved to be defective, you (and not DownHill or its distributors and dealers) assume the entire cost of all necessary servicing, repair or correction.

PLEASE DO NOT MAKE ILLEGAL COPIES OF THIS SOFTWARE

Fonts4Teachers Deluxe is produced by professionals like you: talented teachers, artists and designers. As you know, misuse of your license is illegal and punishable. To promote use by lots of teachers, our prices are low enough to be affordable as a single or school license. Our pledge to you is to keep our costs low; your pledge to us is to be honest. Please set an example to all by honoring the DownHill license which you have purchased.



Do you need to contact us?

DownHill Publishing LLC
80 Eighth Ave, Suite Mezz-2
New York, NY 10011
(800) 203-0612
info@downhillpublishing.com
Visit us on the internet:
www.fonts4teachers.com

Quick Reference Guide



Manuscript Writing

Abc Print
 Abc Print Lined
 Abc Print Dotted
 Abc P. Dotted Lined
 Abc Print Arrow
 Abc Pr Arrow Dotted

D'Nealian™-Style

Abc DN Manuscript
 Abc DN Lined
 Abc DN Dotted
 Abc DN Dotted Lined
 Abc DN Arrow
 Abc DN Arrow Dotted

Cursive Writing

Abc Cursive
 Abc Cursive Lined
 Abc Cursive Dotted
 Abc C. Dotted Lined
 Abc Cursive Arrow
 Abc Cursive Arrow Dotted

Box Writing

Abc Box Font
 Abc Box Font
 Abc Box Font
 Abc Box Font
 Abc Box Font
 Abc Box Font

Reading

Abc Phonics One

A B C

Abc Phonics Two





Math

Abc Math











Abc Domino





Abc Clocks




American Sign Language

Abc Am Sign Language

ABCDEF

Abc Am Sign Lang Letter








Decorative

Abc Faces








Abc Headlines

Abc Abc Abc Abc Abc Abc

Abc Bulletin

Abc Teacher

Abc Kids

Seasonal Fonts



Halloween Fonts

ABC BLURRY Abc pumpkins
ABC BONES bc Skeletons
Abc color me
Abc Gloss Abc Thunder
ABC GRADIENT BONES Abc X-RAY

Thanksgiving Fonts

Abc Color Me
Abc Clip Art turkey leaves corn turkey
Abc my flower
Abc Pilgrims

Christmas Fonts

Abc Christmas Santa
Abc Christmas Classic
Abc Toy Train
Abc wreath
Abc Christmas lights

Print Writing

Abc Print
Abc Print Lined
Abc Print Dotted
Abc P Dotted Lined
Abc Print Arrow
Abc P Arr Dotted

D'Nealian-Style

Abc DN Manuscript
Abc DN Lined
Abc DN Dotted
Abc DN Dtd Lined
Abc DN Arrow
Abc DN Arr Dtd

Cursive Writing

Abc Cursive
Abc Curs. Lined
Abc Curs. Dotted
Abc C. Dtd Lined
Abc Cur. Arrow
Abc C. Arr Dtd

The **Fonts4Teachers Deluxe** CD-ROM contains 57 Truetype fonts for school and home use. Created by an award winning Teacher of the Year, it will help you to create professional-looking activity sheets for handwriting, math, phonics, reading, and language arts practice in just a few minutes!

Box Writing

Abc Box Font
Abc Box Font
Abc Box Font
Abc Box Font
Abc Box Font
Abc Box Font
Abc Box Font
Abc Box Font
Abc Box Font
Abc Box Font

Phonics

Abc Phonics One
A B C
Abc Phonics Two
D E F G H I J K L M N O P Q R S T U V W X Y Z

American Sing Language

Abc Sing Language
Abc Sing Lang. Let
A B C D E F G H I J K L M N O P Q R S T U V W X Y Z

Seasonal

Halloween Fonts

BLURRY
BONES
color me
Gloss
BONES
pumpkins
Skeletons
Thunder
X-RAY

Thanksgiving Fonts

Color me
color me
Pilgrims

Christmas Fonts

Santa
Christmas
Treats
wreath
bells

Decorative

Abc Headlines
Abc Alphabet
Abc Bullentin
Abc Teacher
Abc Kids



Math

Abc Math

Abc Domino
Abc Clocks
5:02

Manufactured and distributed by DownHill Publishing LLC.
36 Clover Street, Newark, NJ 07105 USA
© Copyright 2011 DownHill Publishing LLC. All Rights Reserved.
All other trademarks and registered trademarks are the property of their respective holders.
Customer service: (800) 203-0612
Please retain this information
Visit the DownHill Publishing website at <http://www.fonts4teachers.com>
* D'Nealian is a trademark of Scott Foresman & Co.
"Abc DN Manuscript" font family, is a trademark of DownHill Publishing LLC.

ISBN 1-883903-12-2



1883903122