

How Do I Start?

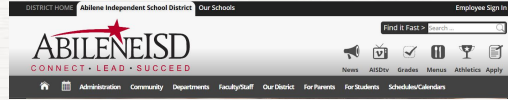
Grades 3 - 12

Student Remote Learning Directions

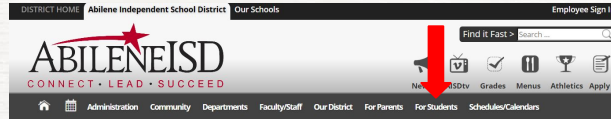


All Grade Levels Start by Logging in to RapidIdentity

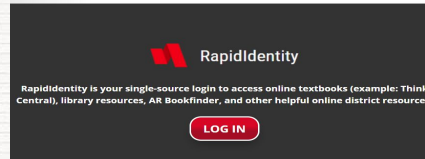
1. Go to www.abileneisd.org -



2. Click on **For Students** -



3. Click on RapidIdentity **LOG IN** -



Hint:

A faster way to get to RapidIdentity is to click on the pink "REMOTE LEARNING" button on the AISD homepage.

Once you log in to **RapidIdentity**, you will see and have easy access to your AISD online resources such as Google Classroom, Seesaw, iXL, textbooks, test prep, library resources, and others.

4. PreK-4th Grade Students -

Username: ID#

Password: aisdMMDD

5th - 12th Grade Students -

Username: ID#

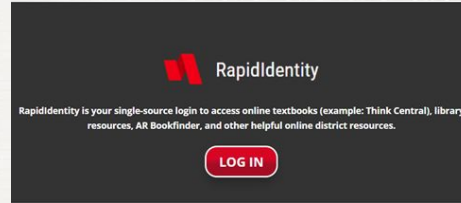
Password: Student Created

If you need your password reset, please call **325-794-AISD**. Select option 3. Have your name and ID number handy.

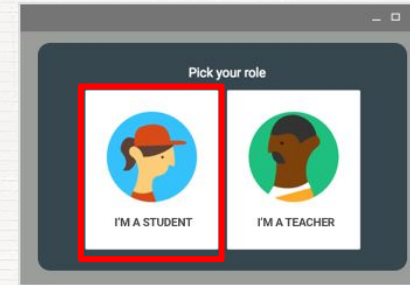


How to Log in to Google Classroom

1. Log in to RapidIdentity -

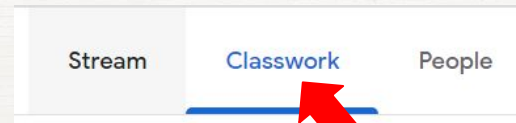


2. Click on Google Classroom -



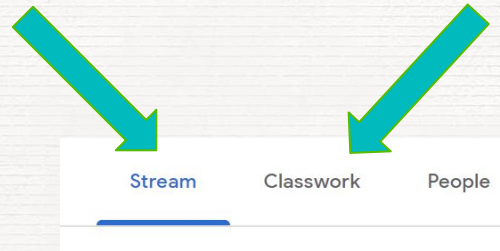
3. Choose the class you need to join in Google Classroom

4. Click on Classwork to access your assignment -



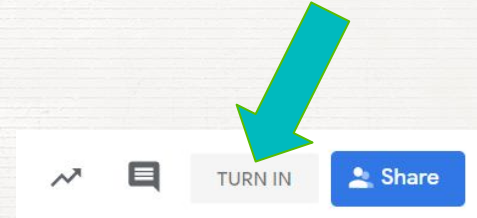
How to Find Your Assignment in Google Classroom

All assignments that a teacher posts will appear in both Google Classroom “Stream” and in Google Classroom “Classwork.”



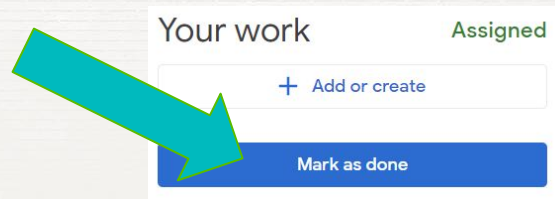
How to Submit Your Assignment in Google Classroom

Once you complete your assigned lesson in Docs, Sheets, or Slides, you will click the **TURN IN** button at the top of the right hand side of the page.



If you have an assignment that contains an activity not associated with Google apps, once the activity is complete you will click on **Mark as done** in Google Classroom.

The button will appear on the right hand side (Chromebook) or at the bottom (iPad).

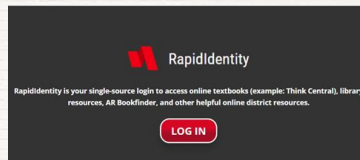


Grades 3-12: At the Beginning of Class, Join Your Teacher by Video by Selecting the Zoom Link in Google Classroom

6



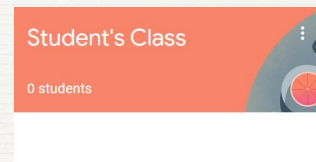
1. Log in to RapidIdentity -



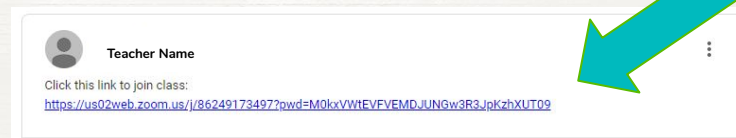
2. Click on Google Classroom -



3. Click on the Classroom you are scheduled to join -
(Grades 3-5 can choose Homeroom Classroom)



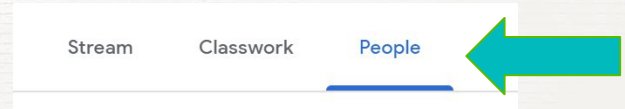
4. Click on the Zoom link to in the announcement box on the front ("Stream") page -



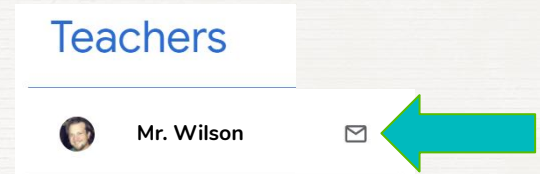
Beginning in Grade 5, You Can Email Your Teacher in Google Classroom

1. Open the class of the teacher you want to email in Google Classroom

2. Click on People at the top of the page -



3. Next to the teacher's name, click Email -

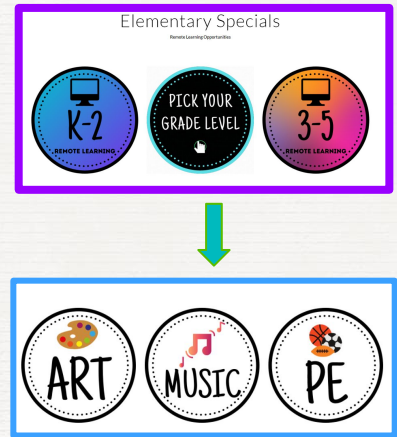


4. Compose your email and click send



What About PE, Music, and Art for K-5?

- AISD is providing weekly online PE, music, and art lessons for **K-5**.
- Go to www.abileneisd.org **REMOTE LEARNING** for the link.
- Students can complete these lessons independently, according to their own needs.
- Students do not submit these lessons.
- These lessons will not be graded.



Vocabulary

RapidIdentity - RapidIdentity is your single-source login to access online textbooks (examples: subject area textbooks, Think Central, etc.), Seesaw, Google Classroom, Library Resources and other helpful online district resources.

Google Classroom - A web-based platform that makes it easy to create classes, distribute assignments, turn in assignments, communicate and stay organized.

Zoom - A video conferencing app.

Username - A name that uniquely identifies someone on a computer system.

Password - A string of characters used to verify the identity of a user.

Email Address - Identifies an email box to which email messages are delivered.

Google Account - A username and password that can be used to log in to Google applications like Docs, Sheets, Classroom, etc.

