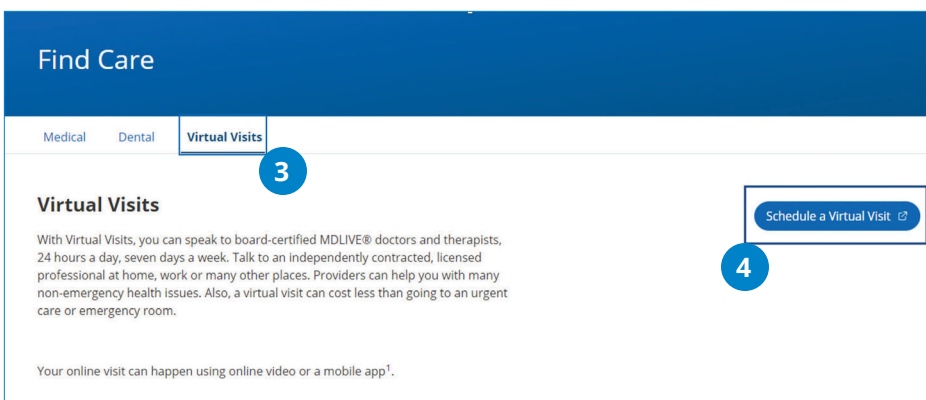
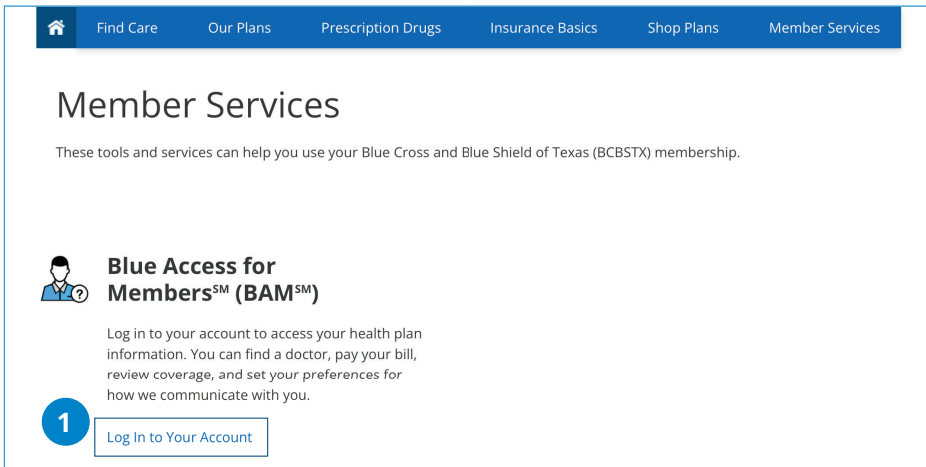
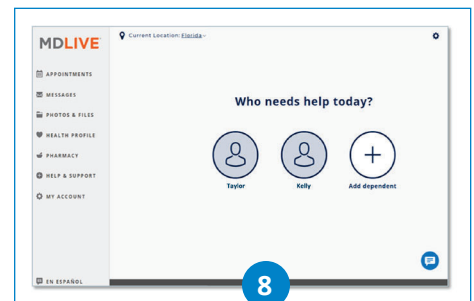
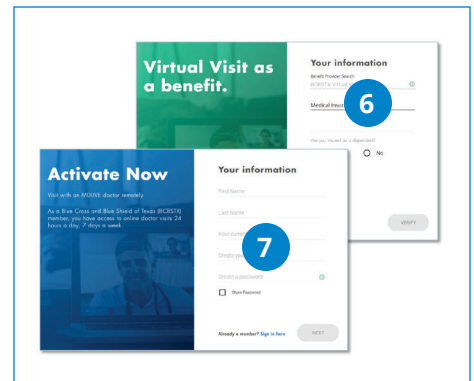




# Activating your account is easy!

1. Log in to Blue Access for Members<sup>SM</sup> at [bcbstx.com/member](http://bcbstx.com/member)
  2. Click the Find Care tab
  3. Then, click **Virtual Visits**
  4. Select the **Schedule a Virtual Visit** tab
  5. Click **Activate Now** to get started.
  6. Follow the prompts and fill in your personal information, including your 12-character member ID number found on your BCBSTX member ID card. **IMPORTANT:** Be sure to include all letters and numbers as shown on your member ID card.
  7. Click **Verify** to complete the activation.
  8. Once you reach the patient portal, your registration is complete, and your account is active. To request a visit, choose the patient and click **Continue**.
- If you have questions, you may call a Benefits Value Advisor at **855-762-6084**, 24 hours a day, 7 days a week.\*



\*Excludes major U.S. holidays.

Virtual Visits may not be available on all plans. Non-emergency medical service in Montana and New Mexico is limited to interactive online video. Non-emergency medical service in Arkansas and Idaho is limited to interactive online video for initial consultation.

MDLIVE is a separate company that operates and administers Virtual Visits for Blue Cross and Blue Shield of Texas. MDLIVE is solely responsible for its operations and for those of its contracted providers. MDLIVE® and the MDLIVE logo are registered trademarks of MDLIVE, Inc., and may not be used without permission.

Blue Cross®, Blue Shield® and the Cross and Shield Symbols are registered service marks of the Blue Cross and Blue Shield Association, an association of independent Blue Cross and Blue Shield Plans.